



RMGT 3

A3-Size Portrait Format Offset Presses



340HA-4



340PCX-2

The versatility to meet a wide range of printing needs. Simple and easy to use — the RMGT 3 series!

A compact, space-saving design.

The impressively user-friendly RMGT 3 series of A3-size portrait format presses are ideal for printing short-run jobs such as postcards, envelopes, and fliers.

Featuring excellent versatility in a lineup ranging from simple, compact single-color models to 4-color models, plus smooth integration with various CTP systems, the RMGT 3 presses deliver greater labor-saving and higher productivity.

340HA-4

A3-size portrait format 4-color offset press

A compact, space-saving press for economical 4-color printing



PCS-F printing control system

340HA-2 / 340C-2


A3-size portrait format 2-color offset presses

Two-color press with enhanced functions for fast, easy printing



PCS-F printing control system (option)

340HA-2



340PCX-2

A3-size automatic offset perfecter

For easier, more efficient perfecting



340CR-1*

A3-size offset press with multi-color capability

Enhanced functions ensure easier operation and high-quality printing



340CCD-1

A3-size single-color offset press

Prints wide range of jobs from multi-page work to postcards, envelopes, and fliers



*Accommodates an optional second color head for multi-color printing

340HA-4

A3-size portrait format 4-color offset press

A compact, space-saving press for economical 4-color printing



PCS-F printing control system

This A3-size portrait format 4-color offset press meets market needs for color printing and digitalization. It is ideal for printing short-run jobs such as postcards, leaflets, direct-mail advertisements, and envelopes.



SPC semi-automatic plate changing system

Plate mounting can be performed automatically simply by inserting the plate into the plate clamps and pressing the plate load button. The rest of the process is fully automatic and highly precise, with no tools required. Plates can also be removed quickly with no tools.


Sheet size change button

The sheet size can be changed quickly and easily with the convenient sheet size change button.

A single sheet is fed and automatically stops at the front lay and at the delivery section for quick and easy setting of the guides at each section.

RP520-220F high-precision register punch

A register punch that performs high-precision punching based on the register marks is standard equipment. This greatly reduces registration work load and shortens make-ready time.



PCS-F printing control system

The PCS-F is a printing control system including an operation stand that enables remote control of the ink fountain keys. Centralized operation at the delivery side reduces the color adjustment time and increase efficiency.



Diagonal image adjustment paper feed cylinder and dial-type image adjustment device

The image position can be fine-adjusted within ± 20 mm vertically and ± 2 mm laterally using the image position adjustment dial. The image position can even be adjusted vertically within ± 0.5 mm (for the maximum sheet size) using the paper feed cylinder while the press is in operation, reducing registration time.

Satellite V-shaped 5-cylinder system

This 4-color press features a simple mechanism in which two satellite V-shaped 5-cylinder 2-color printing units are connected via three transfer cylinders. Printing is completed with only 4 gripper changes for higher image precision.



SuperDampener

Using 6 rollers including a motor-driven fountain roller, this dampening system forms an optimal film on the plate surface immediately from the start of printing. The dampening solution volume can be flexibly adjusted according to the ink, plate material, paper stock and environmental conditions, enabling a wide range of plate materials including digital plates.



Delivery side centralized operation panel

All settings, including the number of sheets to be printed, printing speed, dampening solution volume, and printing unit selection can be centrally performed at the delivery section.

Specifications

Number of printing units	4
Dampening system	SuperDampener continuous dampening system
Max. sheet size	450 x 340 mm (17.72" x 13.39")
Min. sheet size	100 x 90 mm (3.94" x 3.54")
Paper thickness	0.04 – 0.3 mm (0.0016" – 0.012")
Max. printing area	438 x 330 mm (17.24" x 12.99")
Printing speed	3,000 – 10,000 S.P.H. (The local conditions, ink, stock and printing plate types, and printing quality required will affect the maximum printing speed.)
Plate size	485 x 335 ± 1 mm (19.09" x 13.19" ± 0.04") metal plate: thickness=0.15 mm (0.006") polyester plate: thickness=0.2 mm (0.0079")
Plate clamp system	Straight-edge plate clamp with positioning pins (with diagonal image adjustment knob)
Blanket type	Blanket with aluminum bar
Feeding system	Universal feeder
Feeder pile system	Pre-pile
Feeder pile capacity	440 mm (17.32")
Delivery pile capacity	440 mm (17.32")
Number of rollers	Ink rollers: 16 (form rollers: 3) Water rollers: 6 (form roller: 1)
Non printing area	8 mm (0.31")
Vertical image adjustment	± 20 mm (0.79")
Lateral image adjustment	± 2 mm (0.079")
Oiling system	Centralized oiling system
Power	Three-phase, 200V, 50/60Hz, 17A or other voltages Single-phase, 208V, 60Hz, 24A (for USA only)
Power consumption	Three-phase 5kW/Single-phase 4kW
Dimensions (L x W x H)	3,750 x 1,040 x 1,595 mm (12'4" x 3'5" x 5'3")
Net weight	3,050 kg (6,724 lbs)

- Design and specifications are subject to change without notice.
- Specifications including accessories may slightly differ depending on the country.

Equipment & Accessories

Standard

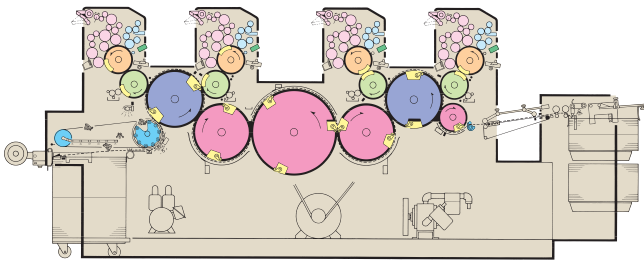
- PCS-F printing control system
- SPC semi-automatic plate changing system
- Straight edge plate clamp (spring tension system)
- RP520-220F register punch
- Dial type image adjustment device
- Diagonal image adjustment device (paper feed cylinder)
- SuperDampener continuous dampening system
- Chiller for dampening solution
- Blanket cleaning device
- Double sheet detector (mechanical and electronic)
- Paper jam detector (feeder board, blanket and delivery sections)
- Paper pull-out device
- Delivery pile automatic lowering mechanism
- Delivery table dolly lower limit switch
- Vacuum slow down wheel
- Powder spray
- Preset repeat counter with batch function (electronic, 5-digit)
- Machine counter (number of machine rotations, 8-digit, non-resettable)
- Static eliminator
- Ink roller clean-up attachment
- Pre-pile
- OK monitor
- Safety devices

Option

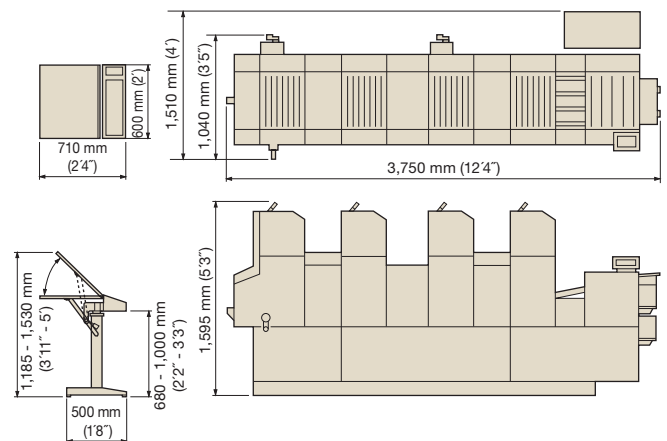
- Tape inserter
- De-curler
- Multi-size paper pile board
- PPC Server III (for PPF)
- Ink Volume Setter (for PS)
- Cushion tank for dampening solution
- Print counter (total number of printed sheets, 8-digit, non-resettable)
- Upper guide for envelope feeding
- Exclusive parts for envelopes

Note) An air compressor should be prepared at the customer's side. For more information, please ask your dealer.

Mechanical configuration



Dimensions



340HA-2/340C-2

A3-size portrait format 2-color offset presses


These 2-color presses feature a variety of functions for faster, easier printing



PCS-F printing control system (option)

SPC Semi-automatic plate changing system (340HA-2)

Plate mounting can be performed automatically simply by inserting the plate into the plate clamps and pressing the plate load button. The rest of the process is fully automatic and highly precise, with no tools required. Plates can also be removed quickly with no tools.



Sheet size change button

The sheet size can be changed quickly and easily with the convenient sheet size change button.

A single sheet is fed and automatically stops at the front lay and at the delivery section for quick and easy setting of the guides at each section.

Diagonal image adjustment paper feed cylinder and dial-type image adjustment device

The image position can be fine-adjusted within ± 20 mm vertically and ± 2 mm laterally using the image position adjustment dial. The image position can even be adjusted vertically within ± 0.5 mm (for the maximum sheet size) using the paper feed cylinder while the press is in operation, reducing registration time.

Lever-controlled ink fountains*

Ink level markings on the ink fountains enable the level in each fountain to be confirmed at a glance. The color can be fine-adjusted quickly and easily by simply moving the lever up or down.

*Option



PCS-F printing control system

The PCS-F is a printing control system including an operation stand that enables remote control of the ink fountain keys. Centralized operation at the delivery side reduces the color adjustment time and increase efficiency.

The compact design and economical multi-color printing capability are ideal for short-run color printing work such as postcards, leaflets, direct-mail advertisements, and envelopes.

SuperDampener (340HA-2)

Using 6 rollers including a motor-driven fountain roller, this dampening system forms an optimal film on the plate surface immediately from the start of printing. The dampening solution volume can be flexibly adjusted according to the ink, plate material, paper stock and environmental conditions, enabling a wide range of plate materials including digital plates.



Crestline dampening system* (340C-2)


The Crestline dampening system enables easy adjustment of the water supply volume. This system maintains a stable water film on the printing plate, making it easy to ensure consistently high-quality printing from text to solid colors.

*Crestline is a registered trademark of Accel Graphic Systems.



Satellite V-shaped 5-cylinder system

A single double-diameter impression cylinder is used, enabling 2-color printing with no gripper changes for exceptional printing quality.



Delivery side centralized operation panel

All settings, including the number of sheets to be printed, printing speed, dampening solution volume, and printing unit selection can be centrally performed at the delivery section.

Specifications

	340HA-2	340C-2
Number of printing units	2	
Dampening system	SuperDampener continuous dampening system	Crestline dampening system*1
Plate changing system	SPC semi-automatic plate changing system	Quick clamp system
Max. sheet size	450 x 340 mm (17.72" x 13.39")	
Min. sheet size	100 x 90 mm (3.94" x 3.54")	
Paper thickness	0.04 - 0.3 mm (0.0016" - 0.012")	
Max. printing area	438 x 330 mm (17.24" x 12.99")	
Printing speed	3,000 - 10,000 S.P.H. (The local conditions, ink, stock and printing plate types, and printing quality required will affect the maximum printing speed.)	
Plate size	485 x 335 ± 1 mm (19.09" x 13.19" ± 0.04") metal plate: thickness=0.15 mm (0.006") polyester plate: thickness=0.2 mm (0.0079")	
Plate clamp system	Straight-edge plate clamp with positioning pins (with diagonal image adjustment knob)	
Blanket type	Blanket with aluminum bar	
Feeding system	Universal Feeder	
Feeder pile system	Pre-pile	
Feeder pile capacity	440 mm (17.32")	
Delivery system	Chain delivery	
Delivery pile capacity	440 mm (17.32")	
Number of rollers	Ink roller: 16 (form rollers: 3) Water rollers: 6 (form roller: 1)	Ink rollers: 16 (form rollers: 3) Water rollers: 5 (form roller: 1)
Non printing area	8 mm (0.31")	
Vertical image adjustment	± 20 mm (0.79")	
Lateral image adjustment	± 2 mm (0.079")	
Diagonal image adjustment	± 0.5 mm (± 0.02") (paper feed cylinder)	
Oiling system	Centralized oiling system	
Power	Single-phase: 208V 60Hz 17.5A 220V 50/60Hz 16.5A or other voltages	Single-phase: 208V 60Hz 12A 220V 50/60Hz 11.5A or other voltages
Wattage	2.8kW	2.0kW
Dimensions (L x W x H)	2,329 x 873 x 1,583 mm (7'8" x 2'10" x 5'2")	2,329 x 964 x 1,583 mm (7'8" x 3'2" x 5'2")
Net Weight	1,330 kg (2,932 lbs)	1,300kg (2,866 lbs)

*1: Recommended pressroom condition-Temperature: 15°C-28°C (59°F-82.4°F), Humidity: 40%-80%
 •Design and specifications are subject to change without notice.
 •Specifications including accessories may slightly differ depending on the country.

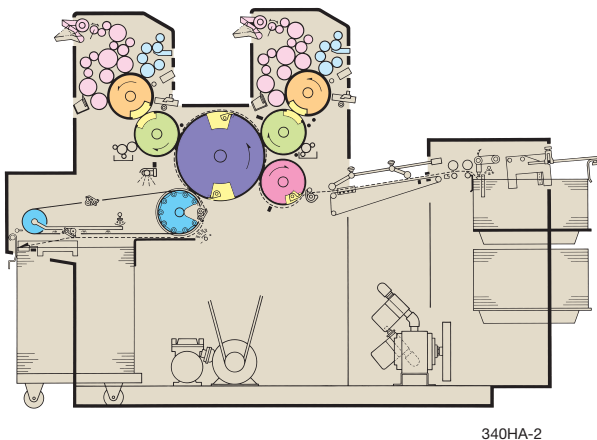
Equipment & Accessories

● : Standard ○ : Option - : Not available

	340HA-2	340C-2
SPC semi-automatic plate changing system	●	-
SuperDampener continuous dampening system	●	-
Chiller for dampening solution	●	○
Cushion tank for dampening solution	○	○
Crestline dampening system	-	●
Squeeze roller	-	●
Dial type image adjustment device	●	●
Diagonal image adjustment device (paper feed cylinder)	●	●
Plate cylinder pre-determined position stop mechanism	-	●
Straight-edge plate clamp (spring-tension system)	●	●
RP520-220F register punch	●	○
Ink ductor automatic control	●	●
Ink volume stepless adjustment mechanism	●	●
Lever control ink fountain	○	○
Double sheet detector (electronic)	○	○
Double sheet detector (mechanical)	●	●
Paper jam detector (feeder board, blanket and delivery)	●	●
Delivery paper pull-out device	●	●
Powder spray	●	●
Preset repeat counter with batch function (electronic, 5-digit)	●	●
Machine counter (number of machine rotations, 8-digit, non-resettable)	●	●
Static eliminator	●	●
Ink roller clean-up attachment	●	●
Pre-pile	●	●
OK monitor	●	●
Delivery pile automatic lowering mechanism	●	●
Delivery table dolly lower limit switch	●	●
Safety devices	●	●
Centralized oiling system	●	●
PCS-F printing control system	○	○
Tape inserter	○	○
Multi-size paper pile board	○	○
PPC Server III (for PPF)	○	○
Ink Volume Settler (for PS)	○	○
Blanket cleaning device	○	○
Print counter (total number of printed sheets, 8-digit, non-resettable)	○	○
Upper guide for envelope feeding	●	●
Exclusive parts for envelopes	○	○
Ink oscillating form roller	○	○

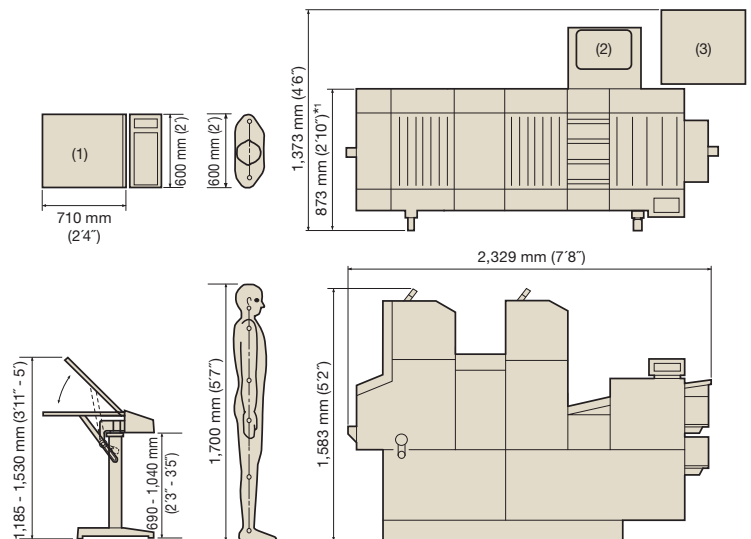
Note) An air compressor for the 340HA-2 should be prepared at the customer's side.
 For more information, please ask your dealer.

Mechanical Configuration



340HA-2

Dimensions



(1) PCS-F printing control system (option) *1: In case of the 340HA-2 340C-2 is 964 mm (3'2").
 (2) Cushion tank (option) *2: Standard for 340HA-2 Option for 340C-2
 (3) Chiller for dampening solution*2

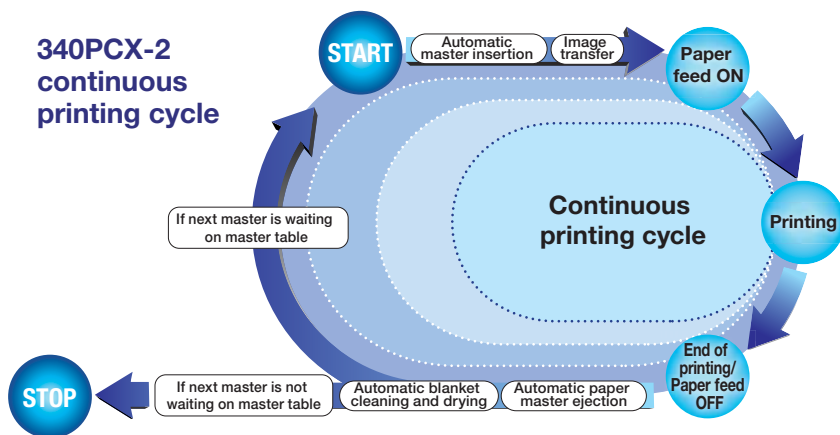
340PCX-2

A3-size automatic offset perfecter

For easier, more efficient perfecting. Automatic operation boosts productivity



The 340PCX-2 has an array of automation and labor-saving functions embodying RMGT's wealth of small press expertise. This blanket-to-blanket type automatic perfecter features lever-less printing and controls at the delivery section to reduce operator burden and make operation easier.



Automatic Continuous Printing

The complete printing cycle — from master insertion to image transfer, sheet feed, printing, master ejection, and blanket cleaning and drying — is automatically performed at the touch of a button.

- Automatic master insertion and ejection enables smooth, continuous printing
- Paper master tail edge holder
- Automatic blanket cleaning and drying after printing is completed
- Test feed function to easily check printing quality before actual printing run

Crestline dampening system*

The Crestline dampening system enables easy adjustment of the water supply volume. This system maintains a stable water film on the printing plate, making it easy to ensure consistently high-quality printing from text to solid colors.

*Crestline is a registered trademark of Accel Graphic Systems.

Easy pushbutton operation

Lever-less operation enables printing to be started at the press of a button. The swiveling operation panel can be easily adjusted to the optimum viewing angle.

Stable blanket-to-blanket perfecting and direct chain delivery

The 340PCX-2 employs a blanket-to-blanket type perfecting system that performs printing by passing the sheets between the two blanket cylinders. The sheets travel in a straight line from the feeder to the delivery section for smooth sheet transport.

Reliable sheet feed and delivery

The feeder's 12 suction feet ensure stable feeding, regardless of the type of paper.

The delivery section's delivery fan and air blower ensure stable sheet piling even during high-speed operation.



Feeder mechanism

Pre-piling with large pile capacities

The pre-piling system allows the next batch of sheets to be piled on the lower paper pile board while sheets are being fed from the upper paper pile board. Large-capacity paper feed and delivery piles [feeder pile: 620 mm (24.41"); delivery pile: 720 mm (28.35")] boost efficiency for large volume jobs.

Specifications

Number of printing units	2
Dampening system	Crestline dampening system*1
Max. sheet size	450 x 340 mm (17.72" x 13.39")
Min. sheet size	130 x 90 mm (5.12" x 3.54") When printing minimum sheet size, all 12 skid rollers have to be used.
Paper thickness	0.04 – 0.3 mm (0.0016" – 0.0012")
Max. printing area	438 x 317 mm (17.24" x 12.48")
Printing speed	3,000 – 10,000 S.P.H. The local conditions, ink, stock, type of printing plates, and required printing quality all affect the maximum printing speed.
Plate size	Pin bar type: 492 x 324 mm (19.37" x 12.76") (for metal plate) Straight type: 492 x 326 mm (19.37" x 12.83") (for paper master) When using the paper master tail edge holder, plate length should be from 467 to 473 mm (18.39" -18.62")
Plate clamp systems	For metal plates: Pin bar type, 25 holes, 12.7 mm (0.5") pitch For paper master type: Straight edge plate clamp
Blanket type	Blanket with aluminum bar
Blanket size	494 x 319 x 1.95 mm (19.45" x 12.56" x 0.077")
Feeding system	Universal feeder
Feeder pile system	Pre-pile
Feeder pile capacity	620 mm (24.41")
Delivery system	Direct chain delivery
Delivery pile capacity	720 mm (28.35")
Number of rollers	Ink roller: 12 (form rollers: 2) x 2 units Water rollers: Primary unit 5 (form roller: 1) Secondary unit 6 (form roller: 1)
Non-printing area	8 mm (0.31")
Registration system	Push guide
Vertical image adjustment	±20 mm (0.79")
Lateral image adjustment	±2 mm (0.079")
Oiling system	Centralized oiling system
Power	Single phase: 220V 50/60Hz 10A 240V 50Hz 10.5A (Transformer is required.)
Power consumption	2 kW
Dimensions (L x W x H)	2,160 x 930 x 1,480 mm (7'1" x 3'1" x 4'10")
Net weight*2	1,080 kg (2,380 lbs)

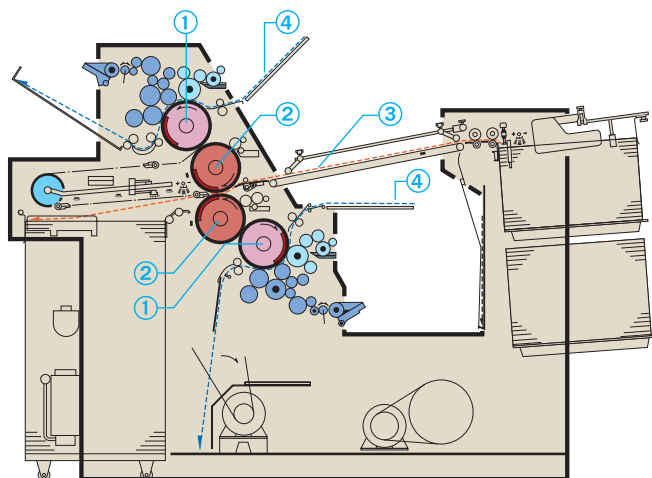
*1: Recommended pressroom condition-Temperature: 15°C-28°C (59°F-82.4°F), Humidity:40%-80%

*2: Weight does not include peripheral devices.

•Design and specifications are subject to change without notice.

•Specifications including accessories may slightly differ depending on the country.

Mechanical Configuration



- ① Plate cylinder
- ② Blanket cylinder
- ③ Paper path
- ④ Paper master

Equipment & Accessories

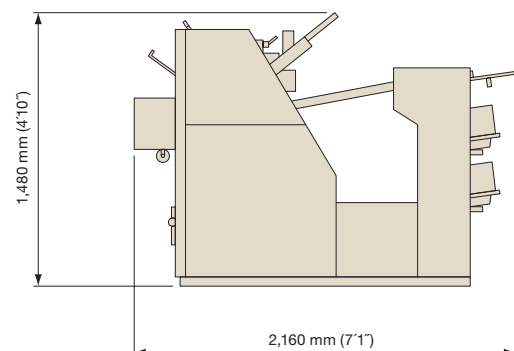
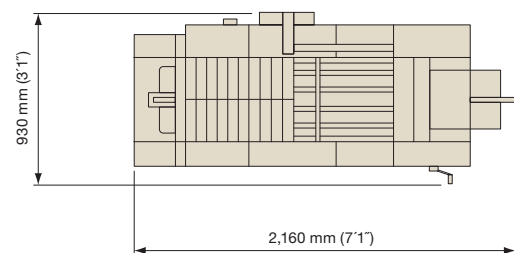
Standard

- Automatic master insertion and ejection
- Automatic blanket cleaning and drying
- Continuous paper master feeding and printing
- Vertical and lateral register remote control
- Crestline dampening system
- Paper feed timing delay detector
- Double sheet detector and ejector
- Blanket jam detector
- Infeed jam detector
- Delivery air blower
- Delivery table dolly automatic lowering device
- Delivery table dolly lower limit switch
- Delivery fans
- Static eliminator
- Crawl function
- Preset repeat counter with batch function (electronic, 5-digit)
- Print counter (total number of printed sheets, 8-digit, non-resettable)
- Machine counter (total number of press rotation, 8-digit, non-resettable)
- Plate counter (total number of paper masters used)
- Oil warning lamp
- Powder spray
- Squeeze roller
- Back guide star wheel
- Ink roller cleanup attachment
- Safety devices

Option

- Tape inserter
- Multi-size paper pile board

Dimensions



340CR-1

A3-size offset press with multi-color capability

Equipped with enhanced functions for easy high-quality printing



An inking system that ensures beautiful printing of photographs and solid colors

16 rollers including three different diameter form rollers and three oscillating rollers deliver beautiful results for printing photographs and solid colors.




Straight-edge plate clamp with positioning pins provided as standard

A simple operation firmly secures the plate and ensures that even a paper master will not come loose.



Registration device for stable multi-color printing

Push side guides that can be used on both the operating side or non-operating side accurately determine the sheet position on the feeder board, ensuring consistent registration precision for stable multi-color printing.



Double sprung grippers ideal for printing larger solids

The impression cylinder grippers firmly grip the sheet even during high-speed printing, eliminating any worry about slipping even when printing large areas of solid color.

Crestline dampening system*

This system maintains a stable water film on the printing plate, making it easy to ensure consistently high print quality across a broad range of jobs—from fine text to heavy solids.

*Crestline is a registered trademark of Accel Graphic Systems.

A 16-roller inking system including three form rollers ensures high quality printing of photographs, solid colors, and halftones. The proprietary registration device and an optional second color head enable the 340CR-1 to meet the need for multi-color printing.

Simple single-lever control

Dampening, inking, paper feeding and printing can be controlled with this single lever. Three-shift operation enables beautiful results from the first sheet.

Pushbutton inching control

Slow-speed inching and stopping of the plate cylinder is easily performed at the push of a button for easier plate mounting and removal and blanket cleaning.

Dial-type image position adjustment improves efficiency

The image position adjustment dial can be used to fine-adjust the image position vertically within ± 20 mm. Blanket cleaning is not required after vertical image adjustment which reduces down time.

Proprietary diagonal image fine-adjustment

It is possible to adjust the printing sheet diagonally while printing. Based on the maximum sheet size, the maximum diagonal adjustment is 0.7 mm (vertical 0.5 mm).

Safe design protects both the operator and the press

If a safety cover is opened or the safety bars are touched, the press automatically stops. The press also stops when the blanket jam detector or the delivery jam detector is triggered or the emergency button is activated.



Second color head (option)

An optional second color head designed for enhanced performance and easy operation economically meets the need for multi-color printing.



Specifications

Max. sheet size	450 x 340 mm (17.72" x 13.39")
Min. sheet size	140 x 90 mm (5.51" x 3.54")
Paper thickness	0.04 – 0.3 mm (0.0016" – 0.012")
Max. printing area	438 x 330 mm (17.24" x 13")
Printing speed	3,000 – 10,000 S.P.H. The local conditions, ink stock and printing plate types, and printing quality required will affect the maximum printing speed.
Plate size	485 x 335 mm (19.09" x 13.19") Max. plate width: 352 mm (13.86")
Plate thickness	0.13 – 0.15 mm (0.0051" – 0.0059")
Plate clamp type	Straight-edge plate clamp with positioning pins
Blanket size	Blanket: 496 x 344 x 1.95 mm (19.53" x 13.54" x 0.077") Under blanket: 460 x 330 x 0.6 mm (18.11" x 12.99" x 0.024")
Feeding system	Universal feeder
Feeder pile system	Pre-pile
Feeder pile capacity	440 mm (17.32")
Delivery system	Chain delivery
Delivery pile capacity	540 mm (21.26")
Number of rollers	Ink rollers: 16 (form rollers: 3) Water rollers: 5 (form roller: 1)
Dampening system	Crestline dampening system*1
Registration system	Push side guide, diagonal micro adjustment of paper feed cylinder
Infeed system	Paper feed cylinder
Non-printing area	8 mm (0.31")
Max. vertical image adjustment	±20 mm (0.79")
Oiling system	Centralized oiling system
Power	Single-phase 200V 50/60Hz 9A, 208V 60Hz 8.5A, 220V 50/60Hz 8A or other voltages
Power consumption	1.8 kW
Dimensions (L x W x H)	2,190 x 915 x 1,460 mm (7'2" x 3" x 4'9")
Net weight*2	780 kg (1,720 lbs)

*1: Recommended pressroom condition-Temperature: 15°C-28°C (59°F-82.4°F), Humidity:40%-80%

*2: Weight does not include peripheral devices.

•Design and specifications are subject to change without notice.

•Specifications including accessories may slightly differ depending on the country.

	Second color head (option)
Dampening system	Crestline dampening system
Max. printing area	438 x 330 mm (17.24" x 13")
Plate size	485 x 335 mm (19.09" x 13.19") Max. plate width: 352 mm (13.86")
Number of rollers	Ink rollers: 10 (form rollers: 2) Water rollers: 5 (form roller: 1)
Vertical adjustment	±100 mm (3.94") can be rotated 360°
Max. lateral image micro adjustment	±2 mm (0.079") can be adjusted during operation
Max. vertical image micro adjustment	±1 mm (0.039")

Equipment & Accessories

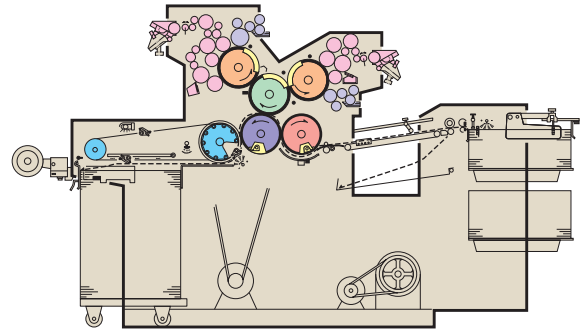
Standard

- Preset repeat counter with batch function (electronic, 5-figure)
- Double sheet detector (mechanical) and automatic ejection
- Blanket jam detector
- Star-wheel type rotary guide
- Crawl function
- Electric cylinder ON system
- Delivery pile automatic lowering mechanism
- Delivery jam detector
- Delivery table dolly lower limit switch
- Plate cylinder predetermined position automatic stop function
- Static eliminator
- RP22 register punch
- Machine counter (number of machine rotations, 8-digit, non-resettable)
- Powder spray
- Ink roller clean-up attachment
- Safety devices

Option

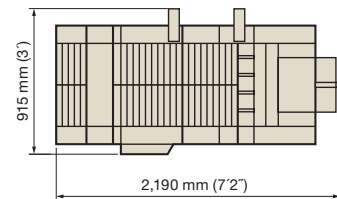
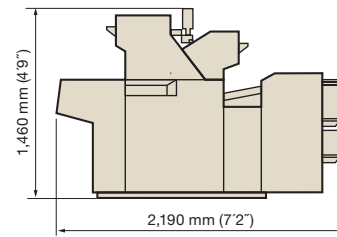
- Second color head
- Tape inserter
- Multi-size paper pile board
- Print counter (total number of printed sheets, 8-digit, non-resettable)
- Auxiliary guide set for envelopes
- Lever control ink fountain
- RP520-220F register punch
- Upper guide for envelope
- Master tail clamp (for second color head)
- Squeeze roller

Mechanical Configuration



Model with second color head (option)

Dimensions



Second color head is option.

340CCD-1

A3-size single-color offset press

Prints wide range of jobs from multi-page work to postcards, envelopes, and fliers



This single-color press is designed for easy operation and high productivity. A Crestline continuous dampening system enables easy adjustment of the dampening solution volume, ensuring a stable supply. The 340CCD-1 can flexibly handle a wide range of short-run printing work.

Crestline dampening system*

The 340CCD-1 is equipped with a Crestline dampening system that ensures a stable supply of dampening film to the plate surface, reducing sheet waste and ensuring high printing quality.

*Crestline is a registered trademark of Accel Graphic Systems.

Recommended pressroom condition-Temperature: 15°C-28°C (59°F-82.4°F), Humidity: 40%-80%

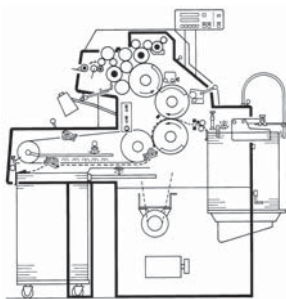
High reliability backed by proven technology

- Inverter control for smoothly regulating the printing speed from low to high speed
- Photocell type impression ON/OFF device for contact-free sheet detection ensures stable sheet feed

Operator-friendly controls

- Centrally located switches and other controls plus an easy-to-use swiveling operation panel
- Centralized oiling system for easy oiling at the pull of a lever
- Dial-type vertical image position adjustment for easy and accurate image position adjustment[adjustment volume: $\pm 20\text{mm}(\pm 0.787\text{'})$]
- Master guides to ensure accurate positioning of paper masters

Mechanical Configuration



*Design and specifications are subject to change without notice.

*Specifications including accessories may slightly differ depending on the country.

Specifications

Dampening system	Crestline dampening system
Max. sheet size	450 x 340 mm (17.72" x 13.39")
Min. sheet size	130 x 90 mm (5.12" x 3.54")
Paper thickness	0.04 - 0.3 mm (0.0016" - 0.012")
Max. printing area	438 x 330 mm (17.24" x 13")
Printing speed	3,000 - 10,000 S.P.H. The local conditions, ink stock and printing plate types, and printing quality required will affect the maximum printing speed.
Plate size	492 x 335 mm (19.37" x 13.19")
Metal plate type	Pin bar type, 25 holes, 12.7 mm (0.5") pitch
Blanket type	Pun type blanket
Feeding system	Universal feeder
Feeder pile capacity	450 mm (17.72")
Delivery pile capacity	520 mm (20.47")
Number of rollers	Ink roller: 10 (form rollers: 2) Water rollers: 5 (form roller: 1)
Non-printing area	8 mm (0.315")
Power	Single phase 220V 50/60Hz 7.0A
Power consumption	1.2 kW
Dimensions (L x W x H)	1,450 x 930 x 1,450 mm (4'9" x 3'1" x 4'9")
Net weight	520 kg (1,148 lbs)

Equipment & Accessories

Standard

- Double sheet detector (electronic)
- Paper jam detector (for blanket cylinder)
- Preset repeat counter with batch function (electronic, 5-digit)
- Total counter (5-digit)
- Vertical image micro-adjustment device
- Delivery jam detector
- Automatic ink ductor ON/OFF control device
- Crank handle vertical paper guide
- Diagonal image adjustment device (on plate clamp)
- Delivery table dolly lower limit switch
- Delivery air blower
- Photocell type impression cylinder ON/OFF device
- Ink roller cleanup attachment
- Master setting guide
- Squeeze roller
- Safety device

Option

- Blanket cleaning device
- Envelope feeder
- Card guide
- Skip feed device (double image function type)
- Tape inserter
- Powder spray
- Grand total counter
- Back blower
- Static eliminator
- Star-wheel type rotary guide
- 4 additional ink rollers
- Multi-size paper pile board
- Blanket with aluminum bar

RYOBI MHI Graphic Technology Ltd.

International Sales and Marketing Department

5-2-8 TOSHIMA, KITA-KU, TOKYO 114-0003, JAPAN
TEL. 81-3-3927-5238, FAX. 81-3-3927-5240
<http://www.ryobi-group.co.jp/graphic/>

Cat. No. RMGT 3 Series July '16 E01 SX05

Order No. H9003 01 00

Printed in Japan